


17.5 AND 30 TON CAPACITY PULLER SETS

Model Shown:
IPS3017



WOODEN STORAGE BOX
No. 308436OR9 is included with the sets listed on this page.

40" L x 17.5" W x 24" D. Wt. 64 lbs.

MB8 Metal storage boxes also available.

These heavy-duty maintenance sets will more than pay for themselves, especially in saving you costly damage to parts. This set lets you tackle hundreds of applications where pushing and pulling are required.

Order No.	Description
IPS3017	17.5 ton capacity puller set. Includes hydraulics, pullers, wooden storage box and accessories listed below. Wt., 191.00 lbs.
IPS3017B	Puller set with MB8 metal box. Wt., 563 lbs.

HYDRAULICS

Order No.	Description
P55	Single-stage hyd. hand. pump assembly
RT172	17.5 ton cylinder with threaded insert
RT302	30 ton center-hole twin cylinder w/ threaded insert
9798	Hose half coupler
9767	Hydraulic hose – 6 ft.
9670	Tee adapter
9059	Pressure gauge

PULLERS

Order No.	Description
1062	17.5 ton cap. Bi-Directional™ Puller with 16.50" legs
1070	30 ton cap. hydraulic Bi-Directional™ Puller with 18" legs
1066	17.5 ton 3-jaw hyd. puller
1074	30 ton 3-jaw hyd. puller
41224	17.5 ton 2-jaw puller head
41226	30 ton 2-jaw puller head
1027	Combination 2/3-jaw puller
1037	Combination 2/3-jaw puller
1041	Combination 2/3-jaw puller
43892	Long jaws (3) for 1037
30902	Long jaws (3) for 1041
1105	22.50" legs for 1062
1111	28.00" legs for 1070
24814	Speed crank
27198	Speed crank
28229	Screw cap
28228	Cylinder cap
32118	Adjusting screw
34758	Adjusting screw
34510	Pushing adapter
201923	Pushing adapter


ACCESSORIES

Order No.	Description
24832	Special puller forcing screw
8075	Step plate adapter set
8076	Step plate adapter set
8056	Shaft protector set
679	Pulley pulling attachment
680	Pulley pulling attachment
1154	Bearing cup pulling attachment
1166	Bearing cup pulling attachment
1122	Bearing pulling attachment
1123	Bearing pulling attachment
1126	Bearing pulling attachment
1130	Bearing pulling attachment

THREADED ADAPTERS

Order No.	Description
8005	5/8" – 18 F. x 3/8" – 16 M. (2)
8006	5/8" – 18 F. x 1/2" – 20 M. (2)
8007	5/8" – 18 F. x 1/2" – 13 M. (2)
8010	5/8" – 18 F. x 5/8" – 11 M. (2)
8012	1" – 14 F. x 5/8" – 18 M. (2)
8013	5/8" – 18 F. x 3/4" – 16 M. (2)
8015	5/8" – 18 F. x 3/4" – 10 M. (2)
8017	5/8" – 18 F. x 7/8" – 14 M. (2)
8018	5/8" – 18 F. x 7/8" – 9 M. (2)
8019	5/8" – 18 F. x 1" – 14 M. (2)
8020	1" – 8 F. x 5/8" – 18 M. (1)
8021	1" – 8 F. x 1" – 14 M. (1)
8025	1 1/4" – 7 F. x 5/8" – 18 M. (2)
8027	1 1/4" – 7 F. x 1" – 14 M. (2)
8036	1" – 14 F. x 1" – 14 F. (2)
8038	5/8" – 18 F. x 3/4" – 16 F. (2)
8044	Female threaded adapter set


Pullers



2-jaw puller reaches through spokes of gear to grip hub. Hand pump supplies hydraulic power.



Flexible coupler is removed from electric motor shaft with 2-jaw puller.



Typical setup for removing sprocket drive pinion shaft. Puller screw is attached to shaft by threaded adapter. Shaft is now ready to be pulled out hydraulically.

CAUTION: All the items shown may not withstand the full tonnage specified. Example: When an accessory with a 1 ton capacity is used with a 7 ton puller, the setup can be used only at a force of 1 ton.